

Year: XXI

ISSUE: 206

Volume: 256

**Nepal Telecommunications Authority**

# **Telecommunication Indicators**

**Falgun, 2082**

P.O. Box No. 9754  
Jamal, Kathmandu, Nepal  
Phone No.: +977-1-5355474  
Fax No.: +977-1-5355250  
E-mail: ntra@nta.gov.np, info@nta.gov.np  
Website: www.nta.gov.np

Published on  
Chaitra, 2082

## Contents

<u>1.</u>	<u>Voice Telephony</u> .....	3
1.1	<u>Subscription of Voice Telephony Service</u> .....	3
1.2	<u>Service wise Market Proportion of Voice Service (Based on Subscription)</u> .....	4
1.3	<u>Operator-wise Market Proportion of Voice Service (Based on Sim Subscription)</u> ....	4
1.4	<u>Population Penetration (%) of Voice Service (Based on Subscription)</u> .....	6
<u>2.</u>	<u>Internet Service</u> .....	7
2.1	<u>Subscription of Broadband Internet Service</u> .....	7
2.2	<u>Market Proportion of Data Service (Technology-wise)</u> .....	8
2.3	<u>Market Proportion of Mobile Broadband Service (Based on Sim Subscription)</u> .....	9
2.4	<u>Population Penetration of Broadband Service (Based on Subscription)</u> .....	10
2.5	List of Top Twenty Internet Service Providers ( Based on Number of Subscriber-Fixed Broadband).....	11
2.6	<u>Market proportion of Fixed Broadband service (Operator-wise)</u> .....	12
2.7	<u>Technology used in Broadband Service</u> .....	13

# 1. Voice Telephony

## 1.1 Subscription of Voice Telephony Service

Operator	Service	Technology	Total Number of Subscribers
Nepal Doorsanchar Company Ltd.	Fixed	PSTN	31,309
		FTTH Voice	383,848
		VSAT	
		WLL#	
	Mobile	CDMA	
		GSM/IMT	15,652,563
Ncell Company Ltd.	Mobile	GSM/IMT	14,027,895
Constellation Pvt. Ltd.	GMPCS	GMPCS	1,145
I4 Technology Pvt.Ltd.	GMPCS		16
<b>Total</b>			<b>30,096,776</b>

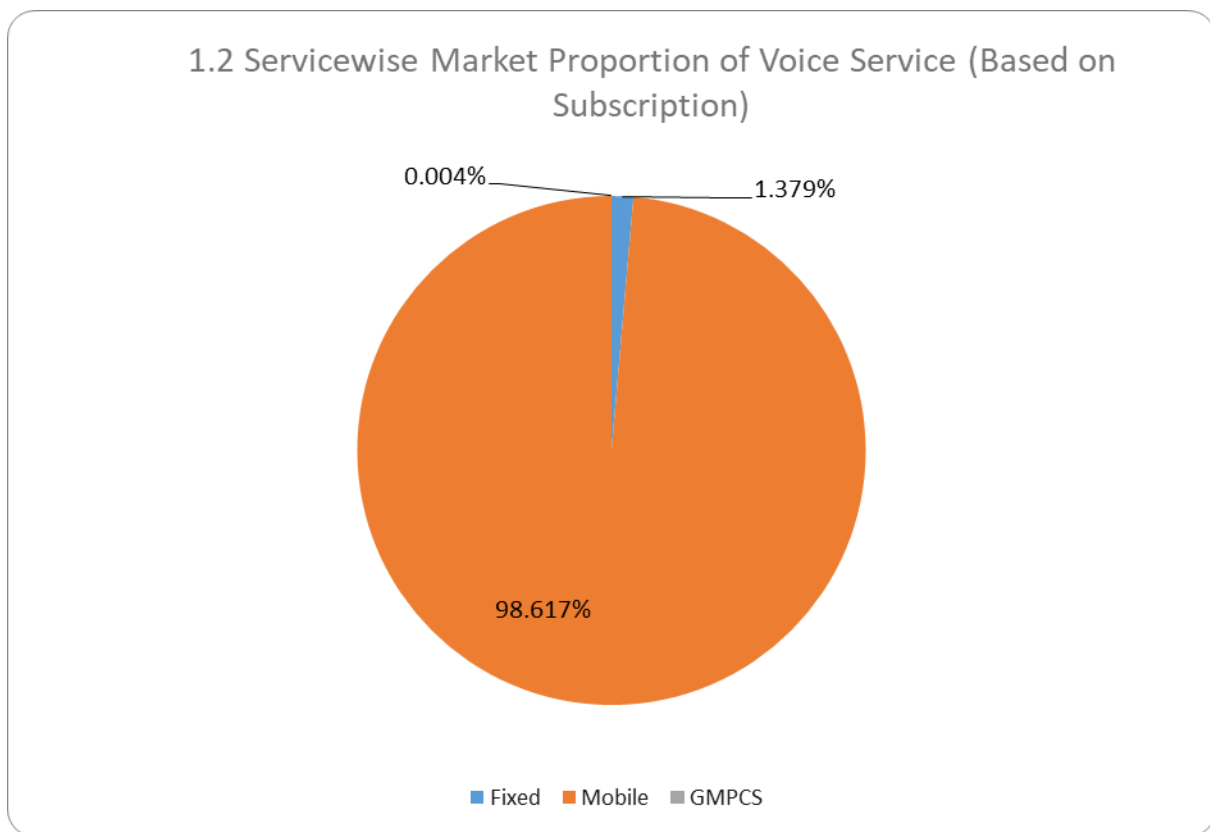
**Population (Census reference 2078): 2,91,64,578 (Source: cbs.gov.np)**

**# CDMA/ WLL service phased out by Nepal Doorsanchar Company Ltd. from Shrawan, 2080.**

**# Based on the data as of end of February, 2026.**

### 1.2 Service wise Market Proportion of Voice Service (Based on Subscription)

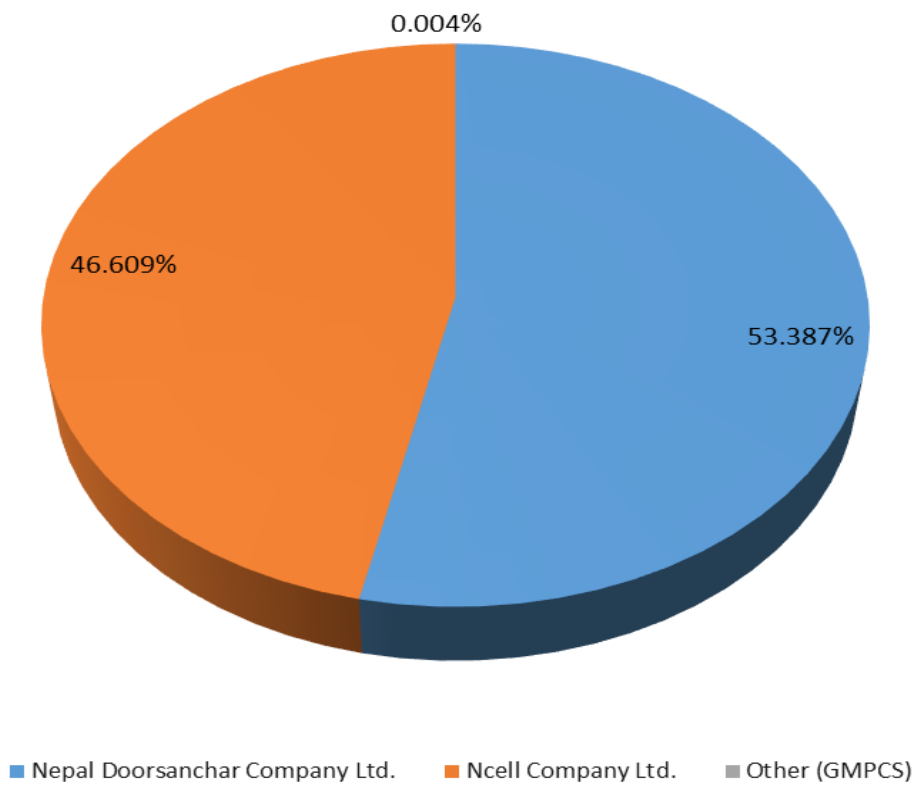
Voice Telephony Service	Number of Subscriber	Market Proportion (%)
Fixed	415,157	1.379
Mobile	29,680,458	98.617
GMPCS	1,161	0.004
Total	30,096,776	100.00



### 1.3 Operator-wise Market Proportion of Voice Service (Based on Sim Subscription)

Operator	Number of Subscriber	Market Proportion (%)
Nepal Doorsanchar Company Ltd.	16,067,720	53.387
Ncell Company Ltd.	14,027,895	46.609
Other (GMPCS)	1,161	0.004
Total	30,096,776	100.000

1.3 Operator-wise Market Proportion of Voice Service (Based on Subscription)

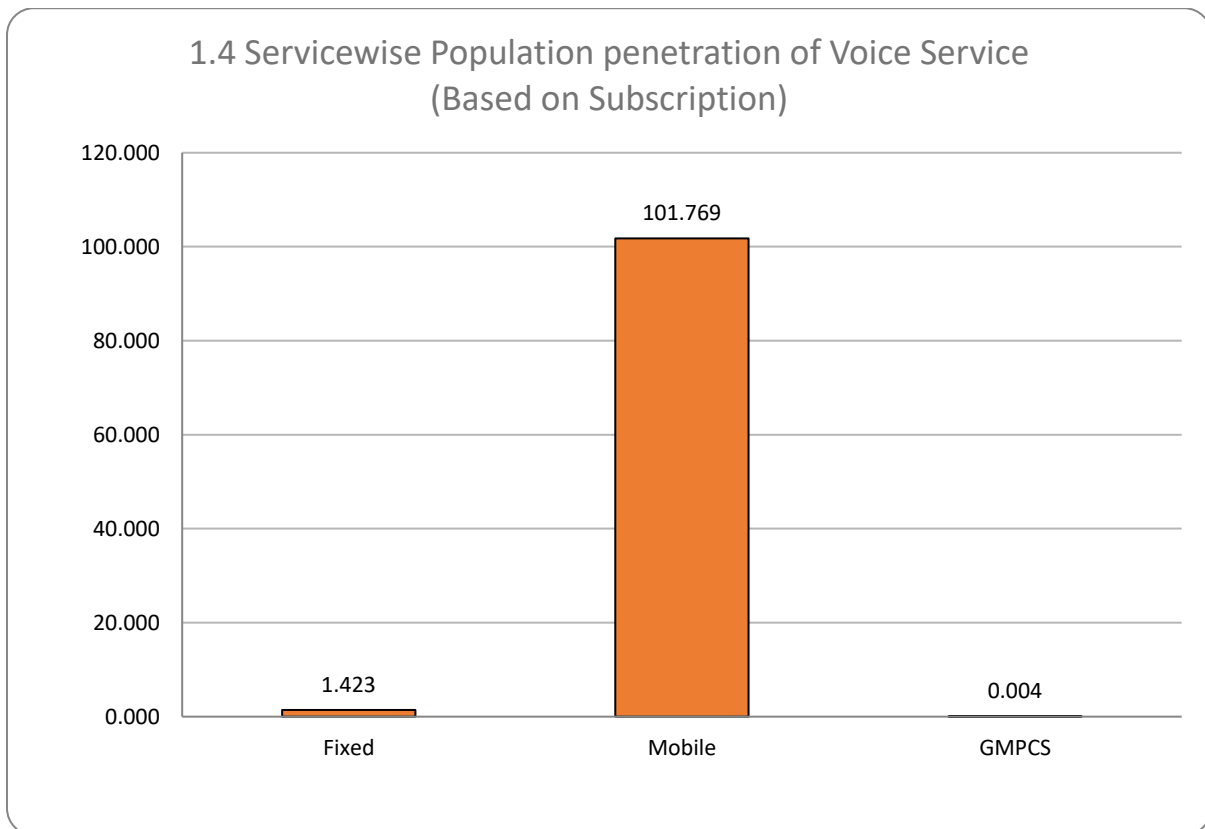


## 1.4 Population Penetration (%) of Voice Service (Based on Subscription)

Voice Telephony Service	Number of Subscriber	Population Penetration (%)
Fixed	415,157	1.423
Mobile	29,680,458	101.769
GMPCS	1,161	0.004
Total	30,096,776	103.196

**Projection (2011-2031) ) source: cbs.gov.np**

Population **29,164,578.00**



## 2. Internet Service

### 2.1 Subscription of Broadband Internet Service

Services		No.of Subscriptions			Total
		Nepal Doorsanchar Company Ltd.	Ncell Axiata Ltd.	ISPs	
Fixed Broadband (Wired)	ADSL/ Cable	296	-	1	297
	FTTH	350,013	-	3,077,484	3,427,497
Fixed Broadband (Wireless)	Radio (WIFI)	29,346	-	3,182	32,528
Mobile Broadband	3G	694,726	91,566	-	786,292
	4G	14,539,445	12,042,556	-	26,582,001
	EVDO				-
<b>Total</b>		15,613,826	12,134,122	3,080,667	30,828,615

**Note:** Data/Internet Service through GPRS Service is excluded in Broadband subscription.

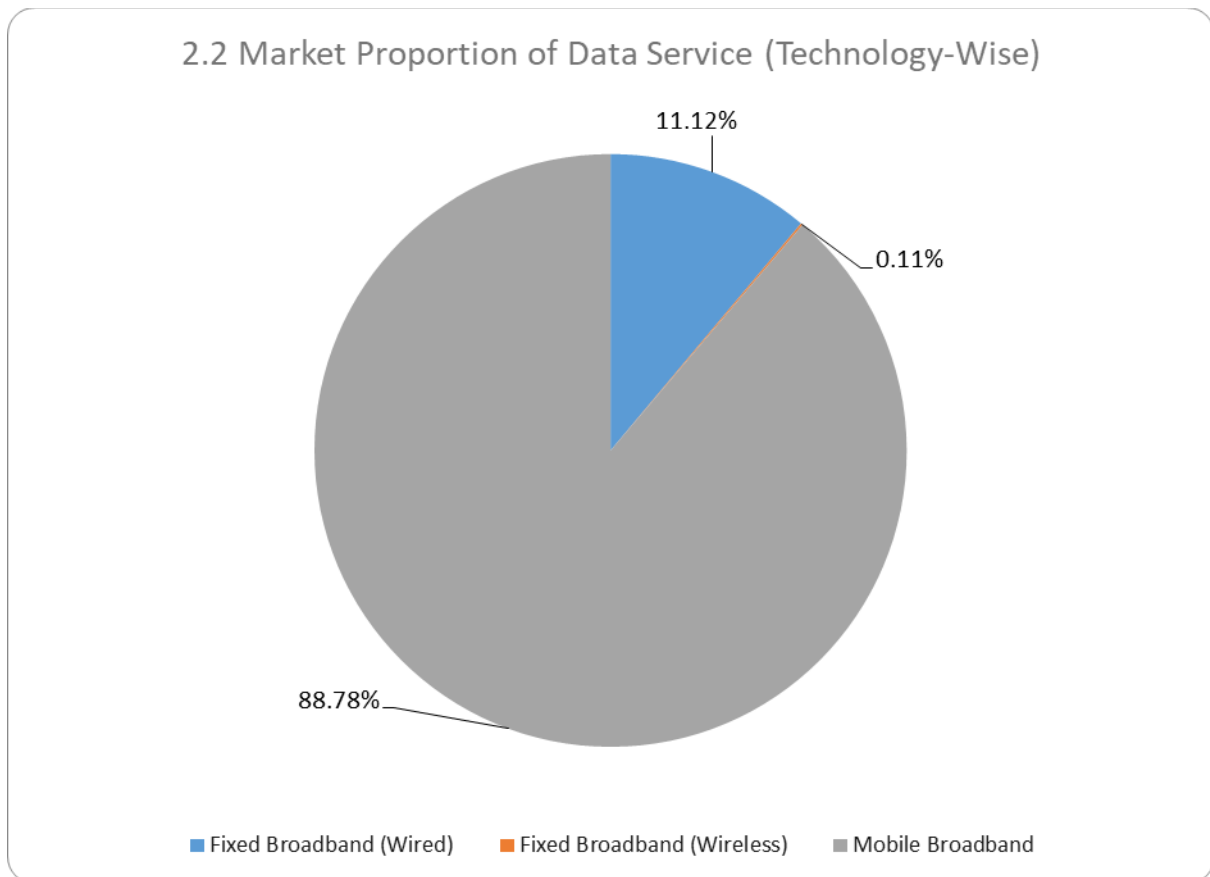
# 1 Connection equal to 4.37 subscribers for fixed broadband (Source: cbs.gov.np)

# EVDO service phased out by Nepal Doorsanchar Company Ltd. from Shrawan, 2080.

# Based on the data as of end of February, 2026.

## 2.2 Market Proportion of Data Service (Technology-wise)

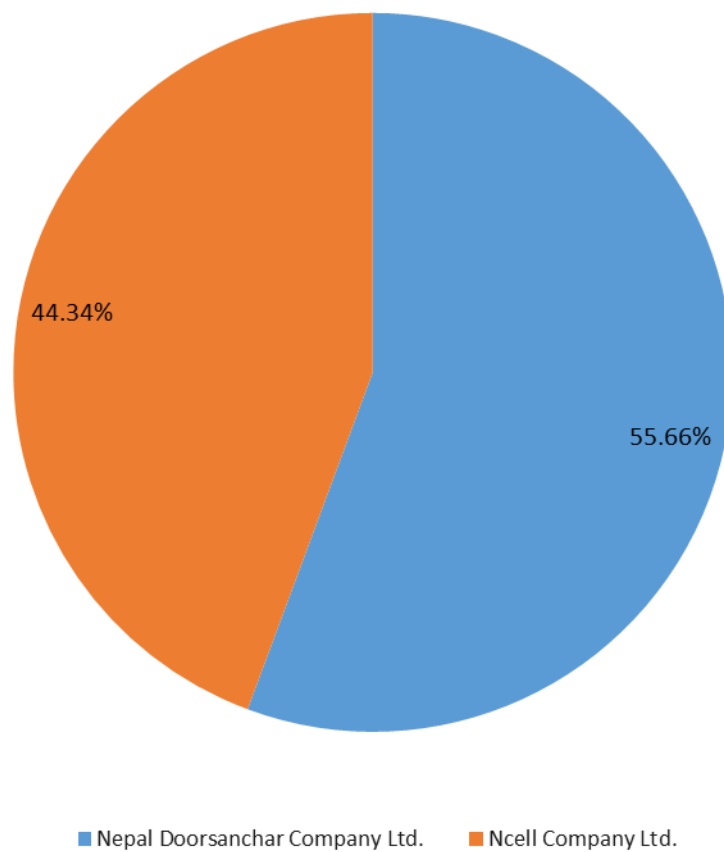
Broadband Services	Number of Subscription	Market Proportion (%)
Fixed Broadband (Wired)	3,427,794	11.12
Fixed Broadband (Wireless)	32,528	0.11
Mobile Broadband	27,368,293	88.78
<b>Total Broadband Service</b>	<b>30,828,615</b>	<b>100.00</b>



### 2.3 Market Proportion of Mobile Broadband Service (Based on Sim Subscription)

Operator	Number of Subscription	Market Proportion (%)
Nepal Doorsanchar Company Ltd.	15,234,171	55.66
Ncell Company Ltd.	12,134,122	44.34
Total	27,368,293	100.00

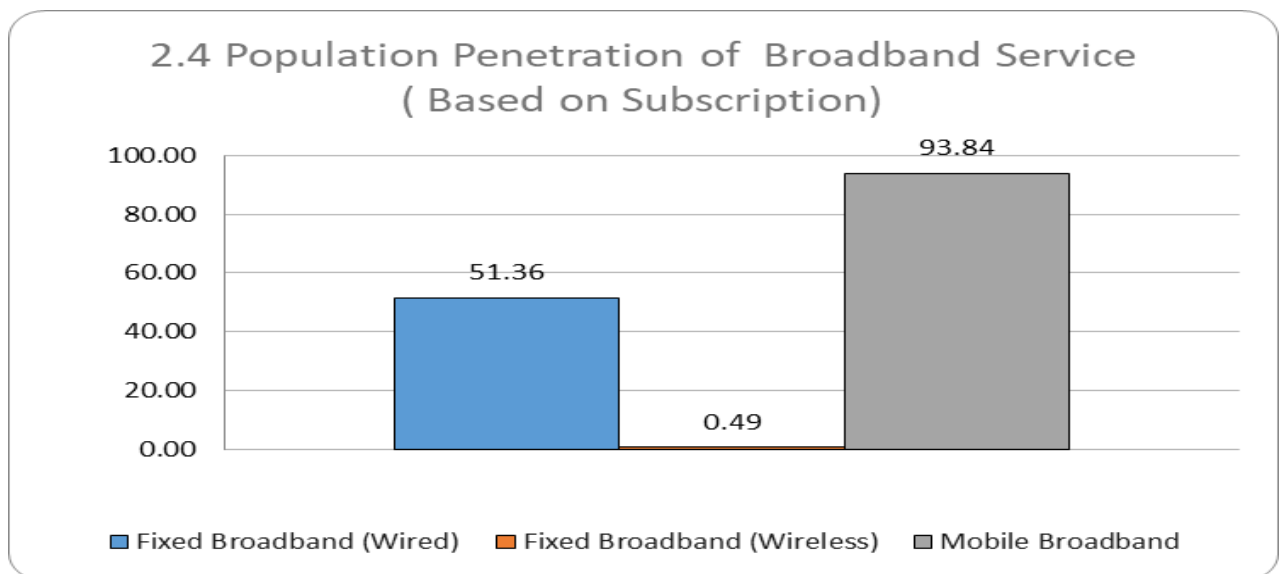
2.3 Market Proportion of Mobile Broadband Service (Based on Sim Subscription)



## 2.4 Population Penetration of Broadband Service (Based on Subscription)

Broadband Services	Number of		Population Penetration (%)
	Subscriptions	Subscribers	
Fixed Broadband (Wired)	3,427,794	14,979,460	51.36
Fixed Broadband (Wireless)	32,528	142,147	0.49
Mobile Broadband	27,368,293	27,368,293	93.84
<b>Total</b>	<b>30,828,615</b>	<b>42,489,900</b>	<b>145.69</b>

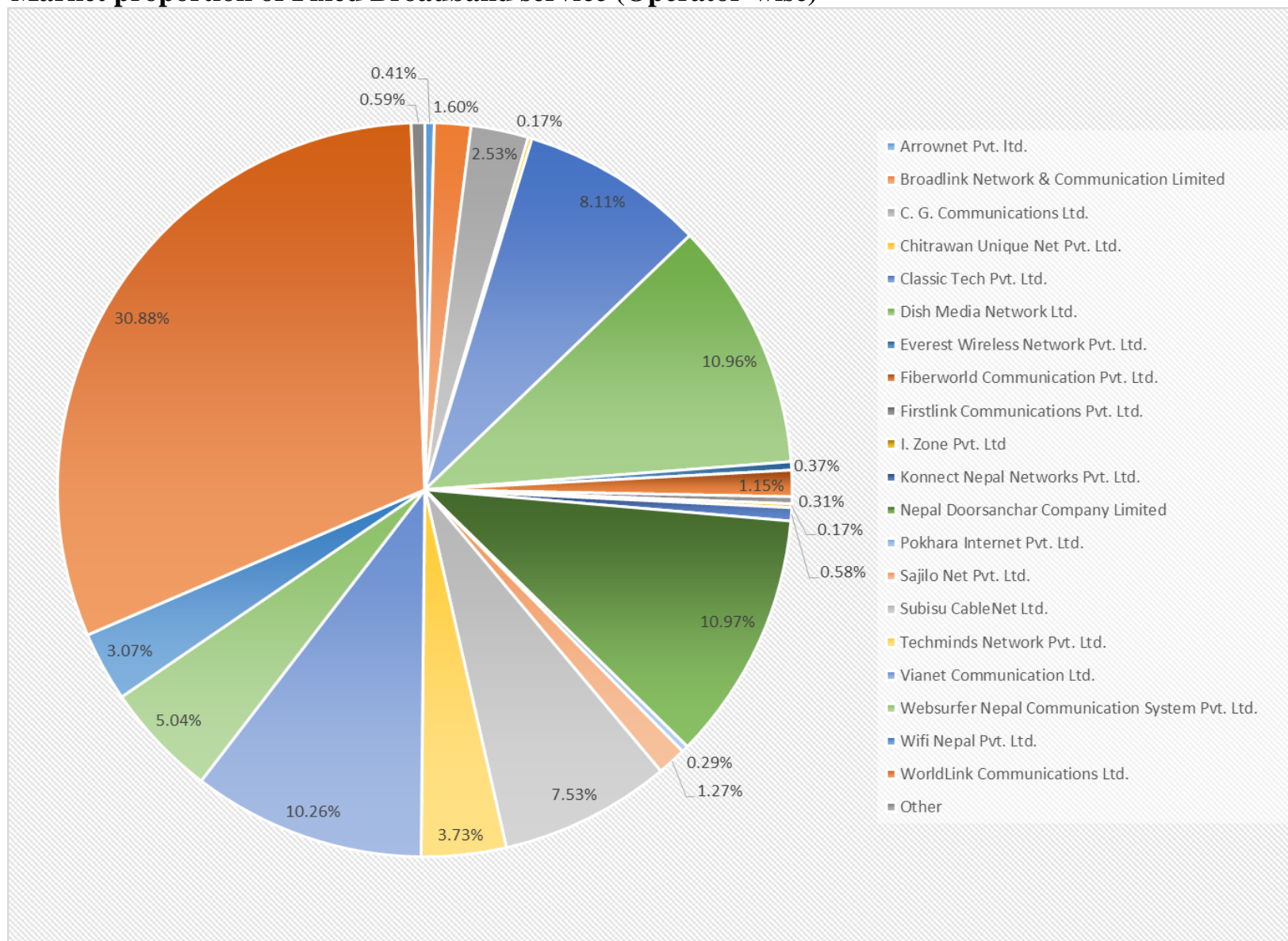
(Family size of Nepal according to Population census 2078 is 4.37 and Population of Nepal is 29,164,578)



## 2.5 List of Top Twenty Internet Service Providers ( Based on Number of subscriber-Fixed Broadband)

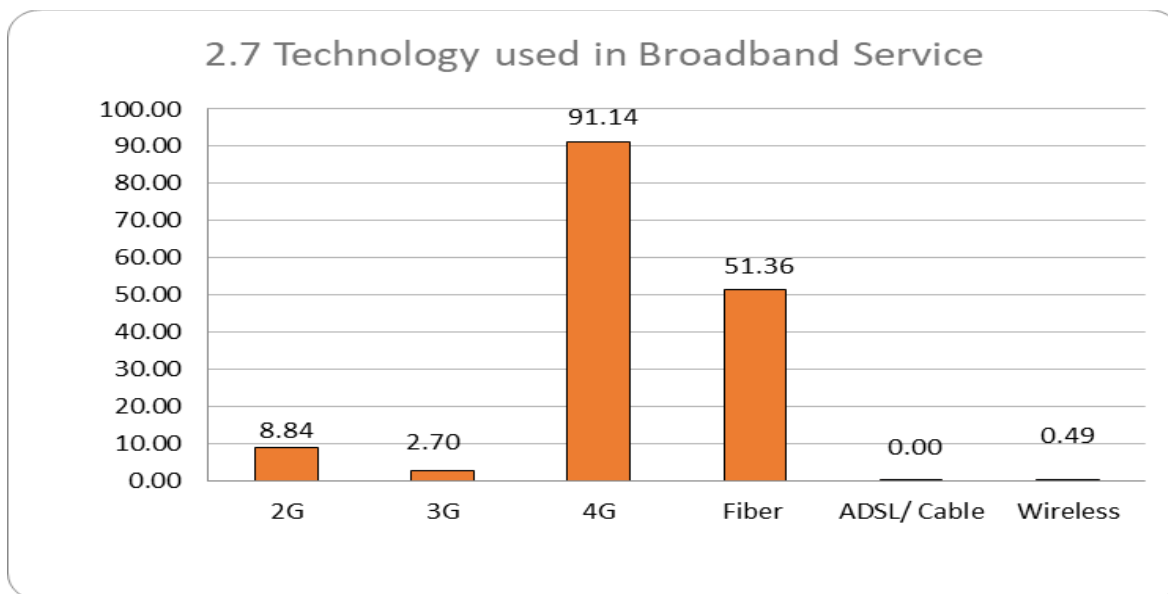
S.no.	Operator	Fiber	ADSL/Cable	Wireless	Total	Market Share (in %)	Rank
1	Arrownet Pvt. ltd.	14,298	-	37	14,335	0.41%	16
2	Broadlink Network & Communication Limited	55,317	-	70	55,387	1.60%	11
3	C. G. Communications Ltd.	87,539	-	-	87,539	2.53%	10
4	Chitrawan Unique Net Pvt. Ltd.	5,893	-	-	5,893	0.17%	20
5	Classic Tech Pvt. Ltd.	279,848	-	699	280,547	8.11%	5
6	Dish Media Network Ltd.	379,299	-	-	379,299	10.96%	3
7	Everest Wireless Network Pvt. Ltd.	11,240	-	1,445	12,685	0.37%	17
8	Fiberworld Communication Pvt. Ltd.	39,937	-	19	39,956	1.15%	13
9	Firstlink Communications Pvt. Ltd.	10,733	-	-	10,733	0.31%	18
10	I. Zone Pvt. Ltd	5,798	-	-	5,798	0.17%	21
11	Konnnect Nepal Networks Pvt. Ltd.	19,979	-	-	19,979	0.58%	15
12	Nepal Doorsanchar Company Limited	350,013	296	29,346	379,655	10.97%	2
13	Pokhara Internet Pvt. Ltd.	10,149	-	1	10,150	0.29%	19
14	Sajilo Net Pvt. Ltd.	44,041	-	-	44,041	1.27%	12
15	Subisu CableNet Ltd.	260,724	-	-	260,724	7.53%	6
16	Techminds Network Pvt. Ltd.	128,781	-	295	129,076	3.73%	8
17	Vianet Communication Ltd.	354,894	-	-	354,894	10.26%	4
18	Websurfer Nepal Communication System Pvt. Ltd.	173,848	-	385	174,233	5.04%	7
19	Wifi Nepal Pvt. Ltd.	106,270	-	-	106,270	3.07%	9
20	WorldLink Communications Ltd.	1,068,329	1	231	1,068,561	30.88%	1
21	Other	20,567	-	-	20,567	0.59%	14
<b>Total</b>		3,427,497	297	32,528	3,460,322	100%	

## 2.6 Market proportion of Fixed Broadband service (Operator-wise)



## 2.7 Technology used in Broadband Service

Technology	Number of user	Population Penetration Proportion (%)
2G	2,577,637	8.84
3G	786,292	2.70
4G	26,582,001	91.14
Fiber	14,978,162	51.36
ADSL/ Cable	1,298	0.00
Wireless	142,147	0.49
Total	45,067,537	154.53
Family Size		4.37
Population of Nepal (2078)		<b>29,164,578</b>



### **Contact:**

Nepal Telecommunications Authority

Jamal, Kathmandu

Phone No.: +977-1-5355474

Fax No.: +977-1-5355250

E-mail: [info@nta.gov.np](mailto:info@nta.gov.np), [ntra@nta.gov.np](mailto:ntra@nta.gov.np)